

# 2026 GR Supra Gas


Explore

 Build & Price

Competitive Comparison

MODELS

3.0L AT




PACKAGE

Standard Package

- 3.0L Premium AT

3.0L MT








PACKAGE

Standard Package

- 3.0L Premium MT

AVAILABLE EXTERIOR COLOURS

-  CU Later
-  Stratosphere
-  Nocturnal
-  Renaissance Red 2.0
-  Absolute Zero

AVAILABLE INTERIOR COLOURS

-  Black Alcantara
-  Black Leather



# 2026 GR Supra Gas

Explore

 Build & Price

Competitive Comparison

OPTIONAL PACKAGES

## GR SUPRA 3.0L AT

3.0L PREMIUM AT

- |  |   |   |
|--|---|---|
| <ul style="list-style-type: none"><li>19" Frozen Gunmetal Wheels</li><li>Parking Support Brake</li></ul> | <ul style="list-style-type: none"><li>Head-Up Display</li></ul> | <ul style="list-style-type: none"><li>Leather Seats</li></ul> |
|--|---|---|

## GR SUPRA 3.0L MT

3.0L PREMIUM MT

- |   |   |   |
|---|---|---|
| <ul style="list-style-type: none"><li>19" Frozen Gunmetal Wheels</li><li>Front &amp; Rear Clearance Sonar</li></ul> | <ul style="list-style-type: none"><li>Head-Up Display</li></ul> | <ul style="list-style-type: none"><li>Leather Seats</li></ul> |
|---|---|---|

# 2026 GR Supra Gas

Explore

 Build & Price

Competitive Comparison

## STANDARD SPECIFICATIONS

● Standard — Not Available ^ Available

3.0L AT

3.0L MT

### EXTERIOR

#### EXTERIOR LIGHTING

LED front turn signal indicator and Daytime Running Lights (DRL)	●	●
LED taillights and rear combination lights	●	●
LED backup light	●	●
LED Front Headlamp with Automatic Leveling System	●	●

#### MECHANICAL FEATURES

Vehicle Stability Control (VSC)	●	●
Hill-start Assist Control (HAC)	●	●
Traction Control System (TRAC)	●	●
Anti-lock Brake System (ABS)	●	●
Brake Assist (BA)	●	●

#### TIRES

Tire Repair Kit	●	●
Michelin® Pilot® Super Sport tires: (F: 255/35ZR19, R: 275/35ZR19)	●	●

#### WHEELS

19" Frozen Gunmetal Wheels	^	^
19" Forged-Aluminum Twin-Spoke Wheels with Dual-Tone Finish	●	●
Wheel Lock Set	●	●

#### WIPERS

Rain Sensing Wipers	●	●
---------------------	---	---

### INFOTAINMENT

#### AUDIO

SiriusXM Satellite Radio	●	●
USB Audio Input	●	●
Embedded Navigation	●	●
12 Speaker JBL Audio System	●	●
Toyota Supra Connect (4 year trial): SOS, Emergency Call, Stolen Vehicle Recovery	●	●
8.8" Touch Screen with Touchpad Rotary Control	●	●
Wireless Apple CarPlay Compatibility	●	●

### INTERIOR

#### CLIMATE CONTROL

# 2026 GR Supra Gas

Explore

 Build & Price

Competitive Comparison

## STANDARD SPECIFICATIONS

● Standard — Not Available ^ Available	3.0L AT	3.0L MT
Dual-zone Automatic Climate Control	●	●

## INSTRUMENTATION

Head-Up Display	^	^
8.8" Digital Gauge Cluster	●	●

## SEATS

Leather Seats	^	^
Heated Front Seats	●	●
Driver Seat Memory System	●	●
14-way power adjustable driver and passenger seat with power adjustable side bolsters	●	●
Alcantara Seats	●	●

## STEERING WHEEL

Tilt & Telescopic Steering Wheel	●	●
Leather Wrapped Steering Wheel	●	●

## TRIM

Aluminum Scuff Plates	●	●
Carbon Fibre Interior Trim	●	●
Leather Wrapped Shift Knob	-	●
Sport Pedals	-	●

## WINDOWS

Rear Window Defogger	●	●
----------------------	---	---

## POWERTRAIN & MECHANICAL

### BRAKES

Electric Parking Brake (EPB)	●	●
17" Red Painted Brake Calipers with Supra Logo (on front only)	●	●
Brembo® 4-piston ventilated disc brakes	●	●

### ENGINE

Active Sound Control	●	●
3.0L twin-scroll single turbo, DOHC 24-valve inline six-cylinder	●	●
Launch Control	●	●
Dual rear exhaust outlets with brushed stainless steel exhaust tips	●	●
Active exhaust	●	●

## MECHANICAL FEATURES

# 2026 GR Supra Gas

Explore

 Build & Price

Competitive Comparison

STANDARD SPECIFICATIONS		
● Standard — Not Available ^ Available	3.0L AT	3.0L MT
Active rear sport differential	●	●
STEERING MECHANICAL		
Sport-calibrated Electric Power Steering	●	●
SUSPENSION		
4-link Rear Suspension with Coil Springs	●	●
Adaptive Variable Suspension (AVS)	●	●
Double-joint-type MacPherson strut front suspension	●	●
Hollow front and rear stabilizer bars	●	●
Front Strut Tower Brace	●	●
TRANSMISSION		
8-Speed AT with Paddle Shifters	●	-
6-speed Intelligent Manual Transmission (iMT)	-	●
SAFETY & CONVENIENCE		
CONVENIENCE		
Wireless Charger	●	●
Smart Key System w/Push Button Start	●	●
SAFETY		
Backup Camera	●	●
8 Airbags (Front Seat, Curtain (Roll-Sensing), Knee (Driver and Passenger), Dual Stage SRS)	●	●
Parking Support Brake	^	-
Pre-Collision System (PCS) with Pedestrian Detection	●	●
Lane Departure Warning with Steering Assist (LDW w /SA)	●	●
Automatic High Beams (AHB)	●	●
Child restraint system on passenger side	●	●
Full-Speed Range Dynamic Radar Cruise Control	●	-
Front & Rear Clearance Sonar	-	^
SECURITY		
Engine Immobilizer	●	●
Anti-Theft Alarm System	●	●
WARNING		
Tire Pressure Monitor System	●	●

## DIMENSIONS

# 2026 GR Supra Gas

Explore

 Build & Price

Competitive Comparison

STANDARD SPECIFICATIONS

● Standard — Not Available ^ Available

	3.0L AT	3.0L MT
DIMENSIONS		
Transmission	AUTOMATIC	MANUAL
Drivetrain	RWD	RWD
Number Cylinders	6	6
Body Type	2D	2D
Horsepower (kW)	382 (285) @ 5,800-6,500 RPM	382 (285) @ 5,800-6,500 RPM
Fuel Capacity litres (gal.)	52 (14)	52 (14)
Fuel Consumption - City/Highway/Combined L /100km	10.5/8/9.4	12.6/9/11
Fuel Consumption - City/Highway/Combined mpg	27/35/30	22/31/26
Length mm (in.)	4382 (172.5)	4382 (172.5)
Width mm (in.)	1854 (73)	1854 (73)
Height mm (in.)	1293 (50.9)	1293 (50.9)
Wheelbase mm (in.)	2469 (97.2)	2469 (97.2)
Ground Clearance mm (in.)	112 (4.4)	112 (4.4)
Seating Capacity	2	2
Gross Vehicle Weight kg (lbs)	1809.84 (3990)	1809.84 (3990)
Base Curb Weight kg (lbs.)	1537.23 (3389)	1537.23 (3389)
Turning Circle m. (ft.)	10.4 (34.1)	10.4 (34.1)
Number of Tires	4	4
Front Tread mm (in.)	1593 (62.7)	1593 (62.7)
Rear Tread mm (in.)	1588 (62.5)	1588 (62.5)